Technical Sheet

AG922

Massiv vinkel med høy bæreevne

AG922 et et vinkelbeslag fremstilt av 2,5 mm stål. Ribbefrosterkninger øker beslaget bæreevne.



Features

Materiale

- Stålkvalitet:
  Galvaniseret stål S250GD + Z275 i henhold til EN 10346
- Korrosionsbeskyttelse:
  275 g/m2 på begge sider - i henhold til en zink lagtykkelse på ca. 20 µm

Fordele

- Kraftig veldokumenteret beslag
- CE-godkendt
- Mange muligheder i moderne byggeri med beton/træ samlinger

Applications

Skjøter

- Tre-tre
- Tre-betong

Brugsområder

- Fastgørelse af mindre spær

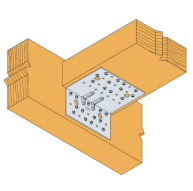

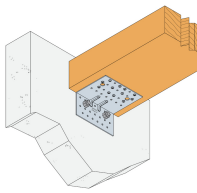





AG922



AG922

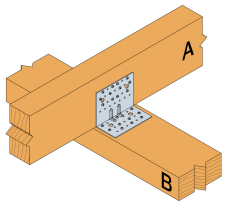

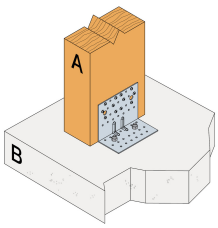

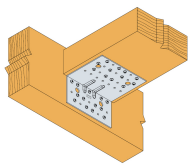

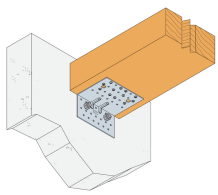

Technical Sheet

AG922

Massiv vinkel med høy bæreevne

Teknisk data

Dimensjoner

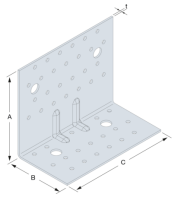

Referanse	beslag dimensjoner									
	produktdimensjoner[mm]				bjelke[mm]		flens B[mm]		annet	
	A[mm]	B[mm]	C[mm]	tykkelse[mm]	rund		rund		antall per eske	vekt[kg]
					Ø5[mm]	Ø13	Ø5[mm]	Ø13[mm]		
AG922	121	79	150	2.5	26	2	18	2	25.0	0.54

Karakteristisk bæreevne - Bjelke-bjelkesamling - 2 vinkelbeslag pr. samling

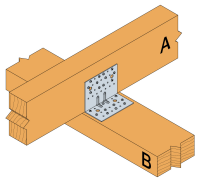

Referanse	vinkelbeslag kapasitet			
	produkt capacities - tre to tre - Beam to beam - Full nailing			
	antall of Fasteners		karakteristisk kapasitet - 2 angle brackets per connection - full nailing[kN]	
	bjelke	flens B	$R_{1,k}$	$R_{2,k}=R_{3,k}$[kN]
	antall	antall	CNA4.0x50	CNA4.0x50
AG922	16	13	18.5	29.5

To obtain the resistance values for a single bracket, the values in the above table should be divided by two, provided that the supported beam is locked in rotation. Please consult our ETA-06/0106 if the beam is free to rotate.

Karakteristisk bæreevne - Bjelke-søylesamling - 2 vinkelbeslag pr. samling

Referanse	vinkelbeslag kapasitet		
	produkt capacities - tre post to tre beam		
	antall of Fasteners		karakteristisk kapasitet - 2 angle brackets per connection - full nailing[kN]
	bjelke	flens B	$R_{1,k}$
	antall	antall	CNA4.0x50
AG922	12.0	13.0	19.5

To obtain the resistance values for a single bracket, the values in the above table should be divided by two, provided that the supported beam is locked in rotation. Please consult our ETA-06/0106 if the beam is free to rotate.

Technical Sheet

AG922

Massiv vinkel med høy bæreevne

Karakteristisk bæreevne - Bjelke-betongsamling - 2 vinkelbeslag pr. samling

Referanse	vinkelbeslag kapasitet					
	produkt capacities - tre beam to rigid støtte					
	antall of Fasteners				karakteristisk kapasitet - 2 angle brackets per connection - full nailing[kN]	
	bjelke		flens B		$R_{1,k}$	$R_{2,k}=R_{3,k}$
	antall	type	antall	type	CNA4.0x50	CNA4.0x50
AG922	16.0	CNA*	2.0	Ø12	30.6	48.2

* Refer to Characteristic Capacity table columns for type of fasteners that can be used in Flange A. Capacities vary depending on fastener type used.
The bolt design resistance requirement R#,d is determined from (bolt factor x connection design load F#,d) for the required load direction and fastener. Refer to the Simpson Strong-Tie anchor product range for suitable anchors. Typical anchor solutions depend on the concrete type, spacing and edge distances.
To obtain the resistance values for a single bracket, the values in the above table should be divided by two, provided that the supported beam is locked in rotation. Please consult our ETA-06/0106 if the beam is free to rotate.

Karakteristisk bæreevne - Søyle-betongsamling - 2 vinkelbeslag pr. samling

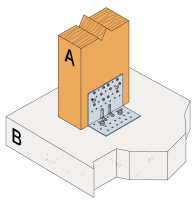

Referanse	vinkelbeslag kapasitet				
	produkt capacities - tre post to rigid støtte				
	antall of Fasteners				karakteristisk kapasitet - 2 angle brackets per connection - full nailing[kN]
	bjelke		flens B		$R_{1,k}$
	antall	type	antall	type	CNA4.0x50
AG922	12.0	CNA*	2.0	Ø12	37.5

* Refer to Characteristic Capacity table columns for type of fasteners that can be used in Flange A. Capacities vary depending on fastener type used.
The bolt design resistance requirement R#,d is determined from (bolt factor x connection design load F#,d) for the required load direction and fastener. Refer to the Simpson Strong-Tie anchor product range for suitable anchors. Typical anchor solutions depend on the concrete type, spacing and edge distances.
To obtain the resistance values for a single bracket, the values in the above table should be divided by two, provided that the supported beam is locked in rotation. Please consult our ETA-06/0106 if the beam is free to rotate.

Karakteristisk bæreevne - Bjelke-bjelkesamling - 1 vinkelbeslag pr. samling

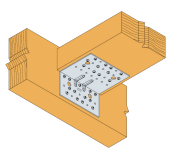

Referanse	vinkelbeslag kapasitet		
	produkt capacities - tre to tre		
	antall of Fasteners		Characteristic capacities - tre C24 - 1 angle brackets per connection[kN]
	bjelke	flens B	R4,k
	antall	antall	CNA4.0x50
AG922	12.0	13.0	22.6

Technical Sheet

AG922

Massiv vinkel med høy bæreevne

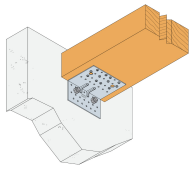

Karakteristisk bæreevne - Bjelke-bjelkesamling - 1 vinkelbeslag pr. samling

Referanse	vinkelbeslag kapasitet				
	Characteristic capacities - tre to rigid støtte				
	antall of Fasteners				Characteristic capacities - tre C24 - 1 angle brackets per connection[kN]
	bjelke		flens B		R4,k
	antall	type	antall	type	CNA4.0x50
AG922	12.0	CNA*	2.0	Ø12	24.8

Montering

Innfesting

På træ kan bruges:

- CNA kamsøm
- CSA beslagsskruer
- Bolte
- LAG skruer

Til beton kan bruges:

- *mekaniske ankre:* WA
- *kemiske ankre:* AT-HP + LMAS

Installation

1. Kom med bjelken nær overskriften,
2. Fest vinkelbraketten til bjelken med spiker/skruer,
3. Hvis overliggeren er av tre, festes vinkelbraketten også til overliggeren med skruer eller spiker
4. Hvis overliggeren er av betong, fest vinkelbraketten ved hjelp av monteringsdetaljer fra forankringen

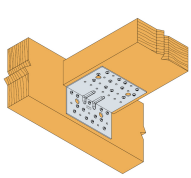
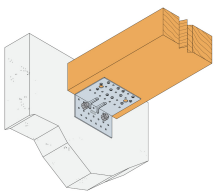
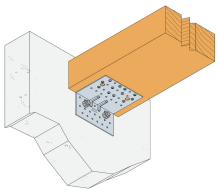
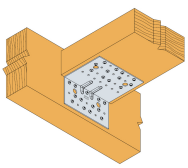
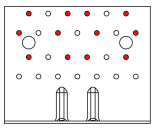
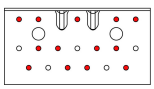
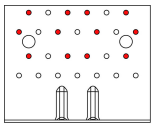
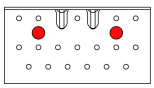

Tekniske noter

Teknisk information

To vinkelbeslag pr. samling
Vinkelbeslagene forudsættes anbragt lige overfor hinanden.
F1 Løftende kraft der virker midt i åsen.
F2 og F3 Tværgående kraft der virker i samlingen mellem åsen og bjælken i åsens retning.
F4 og F5 Tværgående kraft der virker midt for vinkelbeslagene i bjælkens retning i højden e over bjælken.
Et vinkelbeslag pr. samling
F1 Løftende kraft der virker i vinkelbeslagets centrale akse, men i en afstand f fra vinkelbeslagets vertikale flig. Hvis åsen er forhindret i at rotere, vil bæreevneværdien være halvdelen af bæreevnen for en samling med to vinkelbeslag.
F2 og F3 Tværgående kraft der virker i samlingen mellem åsen og bjælken i åsens retning.
F4 Tværgående kraft der virker i bjælkeretningen midt for vinkelbeslaget. Virker ind mod vinkelbeslaget i højden e over bjælken.
F5 Tværgående kraft der virker i bjælkeretningen midt for vinkelbeslaget. Virker bort fra vinkelbeslaget i højden e over bjælken.

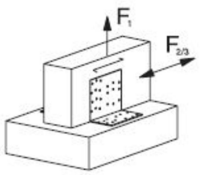

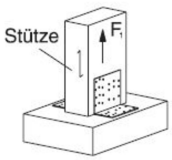

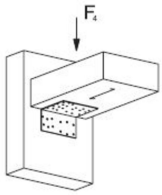

Copyright by Simpson Strong-Tie®
Informasjonen i dette dokumentet eies eksklusivt av Simpson Strong-Tie. De er kun gyldige i forbindelse med produkter solgt av Simpson Strong-Tie.